

# Result Report

Created by: EndoPredict Report Generator®



Sample Name: **MP19-0316\_2885375**  
Note:  
Report Created: **2019-02-12 00:45 PM (CET)**



12-GENE MOLECULAR SCORE: (Range 0-15)	<b>9.6</b>	<b>RESULT</b>	
TUMOR SIZE:	<b>pT1c (&gt;1cm but ≤2cm)</b>	<b>EPclin RISK SCORE 4.0</b>	<b>EPclin RISK CLASS HIGH</b>
NODAL STATUS:	<b>all lymph nodes negative</b>		

EndoPredict® is a gene expression assay for patients with ER-positive, HER2-negative early-stage breast cancer. From this genomic analysis, a 12-Gene Molecular Score is assigned. This score, combined with tumor size and nodal status, contributes to the EPclin Risk Score, from which the risks of distant recurrence (10-year and 5 to 15-years) with 5 years of adjuvant endocrine therapy alone and the estimated absolute benefit of chemotherapy (at 10 years) are determined. The EPclin Risk Class refers to the risk of distant recurrence with 5 years of adjuvant endocrine therapy alone.

<b>INITIAL</b> Treatment Planning	<b>LIKELIHOOD OF DISTANT RECURRENCE WITHIN YEARS 0-10</b> For patients treated with 5 years of endocrine therapy alone	<b>19%</b>
	<b>ABSOLUTE CHEMOTHERAPY BENEFIT AT 10 YEARS</b>	<b>8%</b>

<b>LONG-TERM</b> Treatment Planning	<b>LIKELIHOOD OF LATE DISTANT RECURRENCE WITHIN YEARS 5-15</b> For patients with no recurrence after 5 years of endocrine therapy alone	<b>15%</b>
---	--	------------

\_\_\_\_\_  
AUTHORIZED SIGNATURE



Sample Name: **MP19-0316\_2885375**

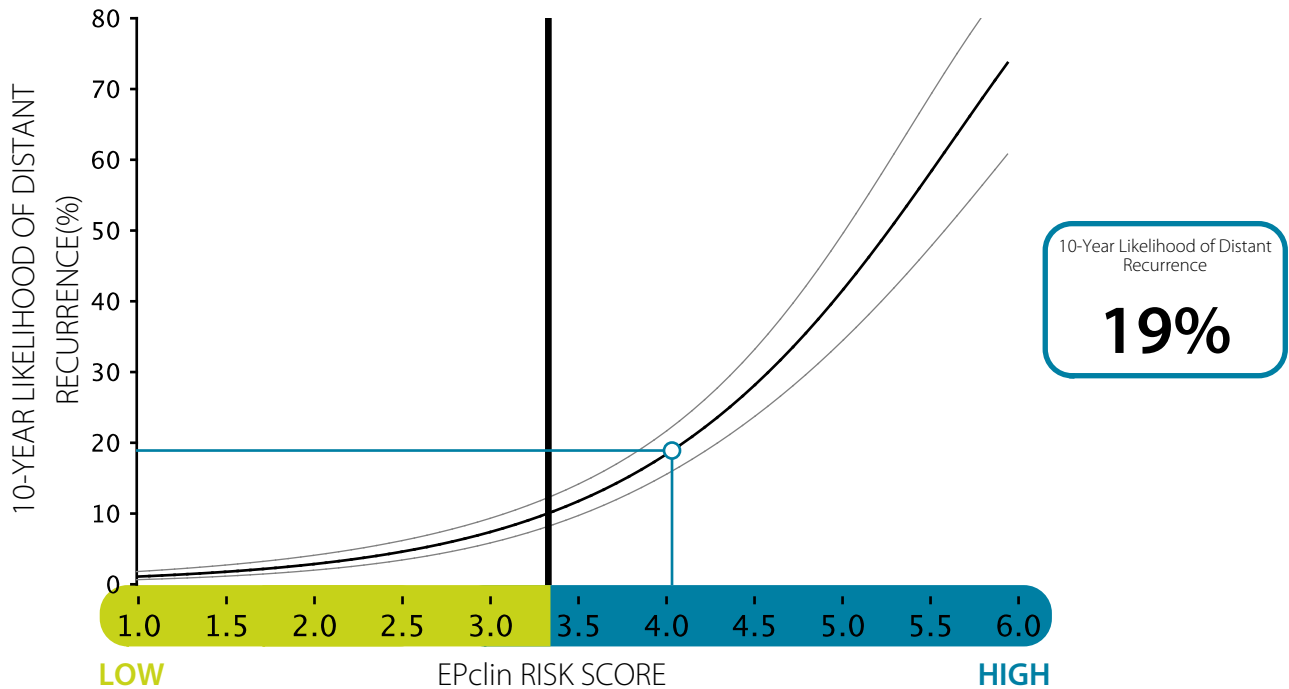
Note:

Report Created: **2019-02-12 00:45 PM (CET)**

12-GENE MOLECULAR SCORE: (Range 0-15)	<b>9.6</b>	<b>RESULT</b>	
TUMOR SIZE:	<b>pT1c (&gt;1cm but ≤2cm)</b>	<b>EPclin RISK SCORE 4.0</b>	<b>EPclin RISK CLASS HIGH</b>
NODAL STATUS:	<b>all lymph nodes negative</b>		

## LIKELIHOOD OF DISTANT RECURRENCE WITHIN YEARS 0-10

*For patients treated with 5 years of endocrine therapy alone*



Based on the clinical validation of the EndoPredict test in the ABCSG-6/-8 trials with 1,702 patients, the chart displays the relation of the EPclin Risk Score and estimated 10-year likelihood of distant recurrence after initial diagnosis for patients treated with 5 years of adjuvant endocrine therapy alone (Filipits et al., 2011).

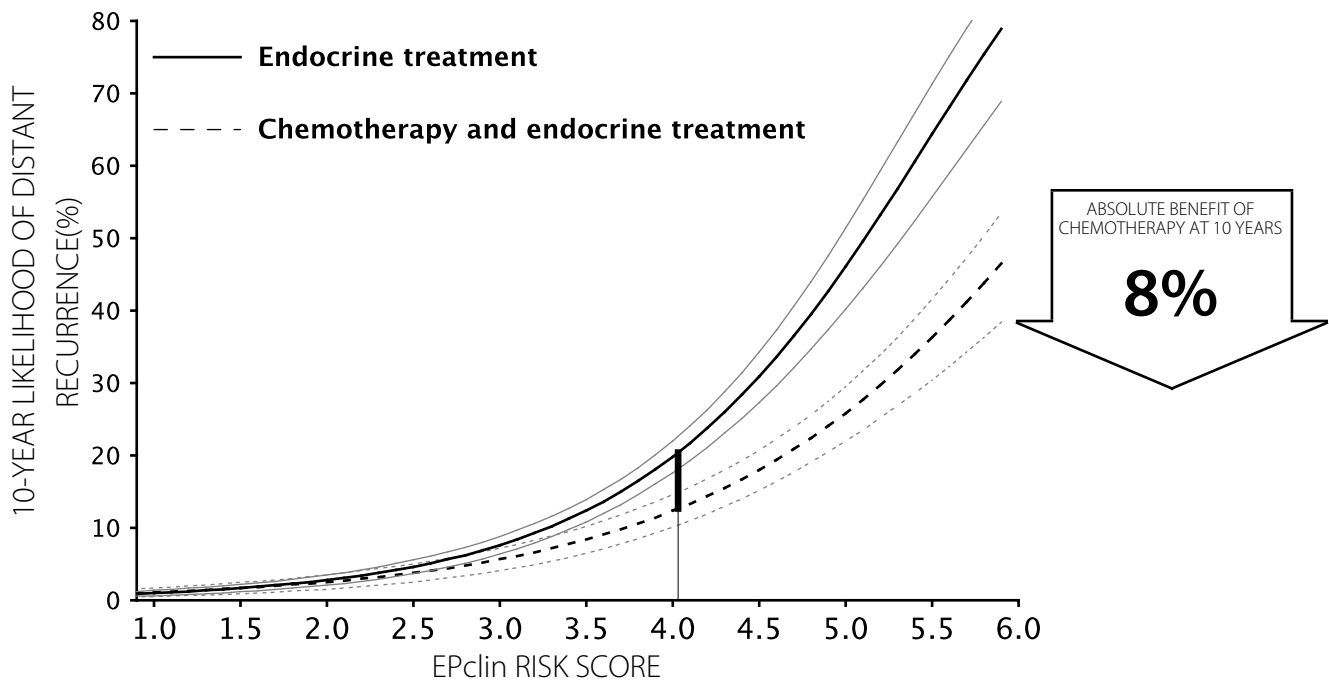
**Result interpretation:** According to the validation trials ABCSG-6/-8, an EPclin Risk Score of 4.0 is categorized as HIGH and is associated with a 19% (95% CI: 16.0% - 22.3%) 10-year estimated likelihood of experiencing a distant recurrence when treated with 5 years of endocrine therapy alone.

Sample Name: **MP19-0316\_2885375**  
 Note:  
 Report Created: **2019-02-12 00:45 PM (CET)**

12-GENE MOLECULAR SCORE: (Range 0-15)	<b>9.6</b>	<b>RESULT</b>	
TUMOR SIZE:	<b>pT1c (&gt;1cm but ≤2cm)</b>	<b>EPclin RISK SCORE 4.0</b>	<b>EPclin RISK CLASS HIGH</b>
NODAL STATUS:	<b>all lymph nodes negative</b>		

## ABSOLUTE CHEMOTHERAPY BENEFIT AT 10 YEARS

*5 years endocrine therapy alone versus chemotherapy plus 5 years endocrine therapy*



Based on the clinical validation of the EndoPredict test in the ABCSG-6, ABCSG-8, TransATAC, GEICAM/2003-02, and GEICAM/9906 trials with 3,746 patients, the chart displays the relation of the EPclin Risk Score and 10-year estimated likelihood of distant recurrence after initial diagnosis for patients treated with 5 years of adjuvant endocrine therapy alone (ABCSG-6, ABCSG-8, TransATAC) or for patients treated with adjuvant chemotherapy (fluorouracil, epirubicin, and cyclophosphamide (FEC), or with FEC followed by weekly paclitaxel (FEC-P), or with fluorouracil, doxorubicin, and cyclophosphamide (FAC), or with FAC followed by weekly paclitaxel) in combination with 5 years of adjuvant endocrine therapy, respectively (GEICAM/2003-02, GEICAM/9906)(Sestak et al., SABCS 2018).

**Result interpretation:** According to the validation trials ABCSG-6, ABCSG-8, TransATAC, GEICAM/2003-02, and GEICAM/9906, at 10 years, an EPclin Risk Score of 4.0 is associated with an estimated 8% absolute benefit from chemotherapy, when used in combination with endocrine treatment, compared to endocrine treatment alone.

# Result Report

Created by: EndoPredict Report Generator®



Sample Name: **MP19-0316\_2885375**

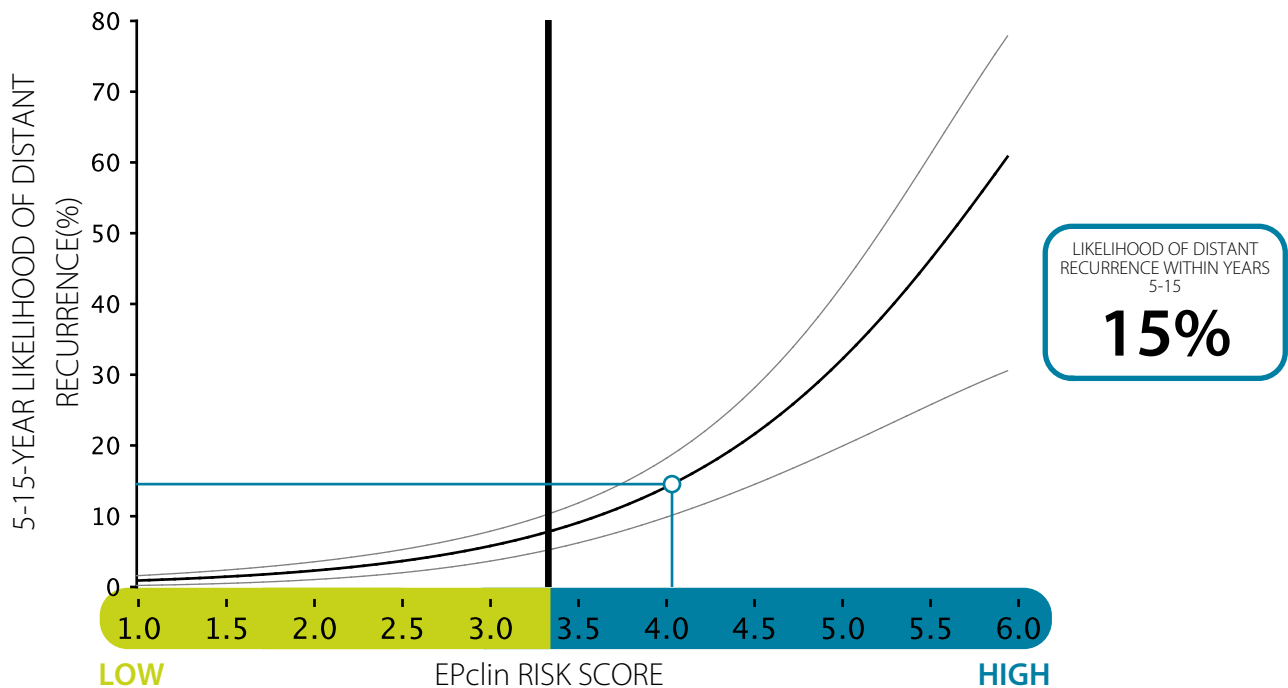
Note:

Report Created: **2019-02-12 00:45 PM (CET)**

12-GENE MOLECULAR SCORE: (Range 0-15)	<b>9.6</b>	<b>RESULT</b>	
TUMOR SIZE:	<b>pT1c (&gt;1cm but ≤2cm)</b>	<b>EPclin RISK SCORE 4.0</b>	<b>EPclin RISK CLASS HIGH</b>
NODAL STATUS:	<b>all lymph nodes negative</b>		

## LIKELIHOOD OF LATE DISTANT RECURRENCE WITHIN YEARS 5-15

*For patients with no recurrence after 5 years of endocrine therapy alone*



Based on the clinical validation of the EndoPredict test in the ABCSG-6/-8 trials with 1,386 patients, the chart displays the relation of the EPclin Risk Score and 5-15-year estimated likelihood of distant recurrence after initial diagnosis for patients who are distant recurrence-free after 5 years of endocrine therapy alone and who do not receive extended endocrine therapy (Filipits et al., SABCs 2018).

**Result interpretation:** - According to the validation trial ABCSG-6/-8, an EPclin Risk Score of 4.0 is categorized as HIGH and is associated with a 15% (95% CI: 10.1% - 18.7%) estimated likelihood of experiencing a distant recurrence within 5-15 years of diagnosis. Estimates of distant recurrence at 15 years apply to patients who are distant recurrence-free after 5 years of endocrine therapy alone and who do not receive extended endocrine therapy.



Sample Name: **MP19-0316\_2885375**  
Note:  
Report Created: **2019-02-12 00:45 PM (CET)**

**Description of EndoPredict:** Analysis is performed on RNA extracted from FFPE blocks of the primary resected tumor. This test utilizes quantitative RT-PCR to measure the expression of eight target genes, three normalization genes, and one control gene, from which a 12-Gene Molecular Score is calculated<sup>1</sup>. The molecular data is then combined with clinico-pathologic features (tumor size and lymph node status) to generate an EPclin Risk Score, which is a more significant predictor of the 10-year risk of metastatic disease<sup>1</sup>. The threshold differentiating "Low" and "High" risk EPclin Risk Scores was established during assay development and is pre-specified during testing of current samples.

**Note:** Therapeutic decisions made subsequent to testing should take into account all relevant clinical parameters, including patient's age, overall health, etc. and the likelihood of severe side effects from chemotherapy. The EndoPredict test result has not been validated for patients treated prior to resection with systemic therapy (e.g. chemotherapy, radiation therapy, endocrine therapy) or patients that do not meet the current inclusion criteria. Risks may differ for individuals who do not meet the inclusion criteria. Reported recurrence risks assume that this patient will receive 5 years endocrine therapy (with or without localized radiation therapy) alone. If adjuvant chemotherapy is administered after resection, the reported 10-year likelihood of distant recurrence and the likelihood of late recurrence (years 5-15) will not reflect actual patient risks. This test result is invalid if the patient has already experienced a distant recurrence.

For more details on the test and the inclusion criteria please refer to the product manual.

Please contact Myriad Professional Support at [EPsupport@myriadgenetics.eu](mailto:EPsupport@myriadgenetics.eu) to discuss questions regarding this result.

## References

1. Filipits M, et al. A new molecular predictor of distant recurrence in ER-positive, HER2-negative breast cancer adds independent information to conventional clinical risk factors. Clin Cancer Res. in 2011;17(18):6012-6020.
2. Sestak I, et al. Prediction of Distant Recurrence by EndoPredict in Patients with Estrogen Receptor-Positive, HER2-Negative Breast Cancer who Received Adjuvant Endocrine Therapy plus Chemotherapy (ET+C) or Endocrine Therapy Alone (ET). SABCs 2018 (data on file)
3. Filipits M, et al. Prediction of distant recurrence using EndoPredict among women with ER-positive, HER2-negative breast cancer with a maximum follow-up of 16 years. SABCs 2018 (data on file)